

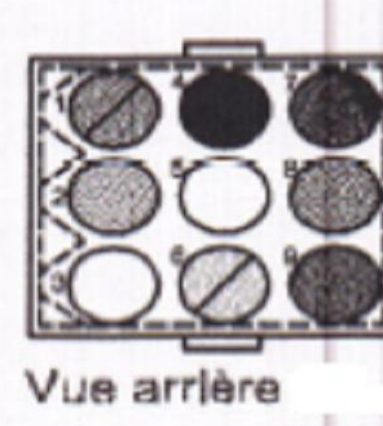
This drawing is the property of SHERGO. It is intended for internal use only. Any reproduction or distribution of this drawing without the written consent of SHERGO is strictly prohibited. SHERGO reserves the right to modify this drawing without notice.



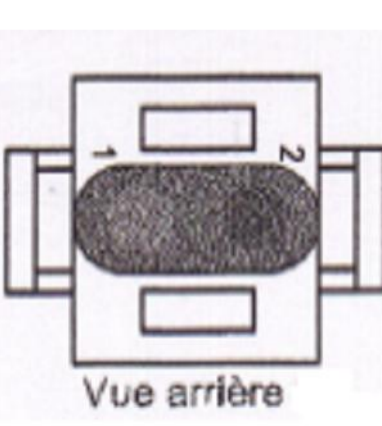
Inter faisceau 2



Commodo clignotants



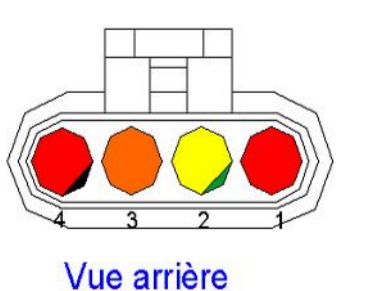
Commodo Feux et klaxon



Central clignotant



Capteur Vitesse



1	2	3	4
+ Batt (Permanent)	GND	+ AprÃ©s Contact	PIN 20 ECU mise A la masse coupure moteur

Rev.	Date	Name	Description
Traitement/Treatment:		Echelle Scale:	
Matériau/Material:		Masse/Weight:	
Ref piÃ©ce brute Initial Part:		Model Name:	
INTRALINK		Formes et tolérances géométriques	
ID		Etat de Surface	
M		Tolérances Générales cote en mm	
Ref Fournisseur:		Dated:	Name:
Produced with ProEngineer2001		Issued:	Checked:
Ref Plan:		Designation:	
Ref Drawing:		FAISCEAU-LUMIERE-450-2009	
Page:			1 / 1
A1			1754